

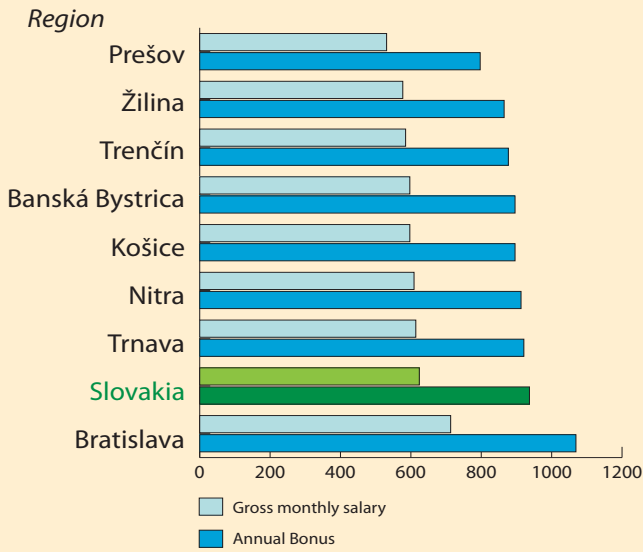
Source: PricewaterhouseCoopers: PayWell (June, 2008)

Average Monthly Salary and Annual Bonuses (Eur)

Region/City	Blue Collar Worker		Lower Management		Mid-Level Management		Upper-Level Management		Top Management	
	Salary	Annual Bonus	Salary	Annual Bonus	Salary	Annual Bonus	Salary	Annual Bonus	Salary	Annual Bonus
Bratislava district	713	1069	1261	3103	2124	5099	4543	13794	9961	36065
Trnava district	614	921	1062	2613	1580	3791	3312	10056	7262	26293
Trenčín district	585	877	967	2380	1660	3983	3153	9574	6914	25032
Nitra district	609	913	1042	2564	1660	3983	2390	7256	5240	18971
Žilina district	577	865	1035	2546	1565	3757	2393	7265	5247	18996
Banska Bystrica district	597	896	1085	2669	1329	3191	2348	7130	5149	18642
Prešov district	531	797	907	2232	1306	3135	1660	5039	3639	13175
Košice district	597	896	1092	2687	1616	3878	2504	7604	5491	19880
Slovensko	624	937	1133	2787	1795	4309	3611	10964	7920	22132

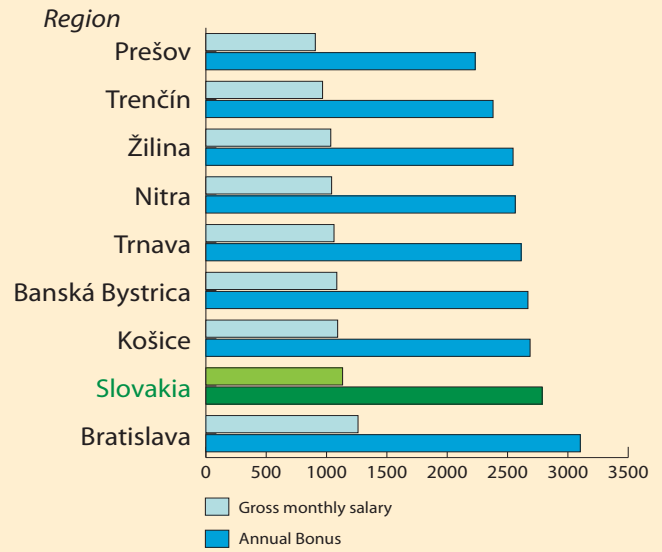
Source: PricewaterhouseCoopers: PayWell (June, 2008)

Average Blue Collar Worker Pay (Eur)



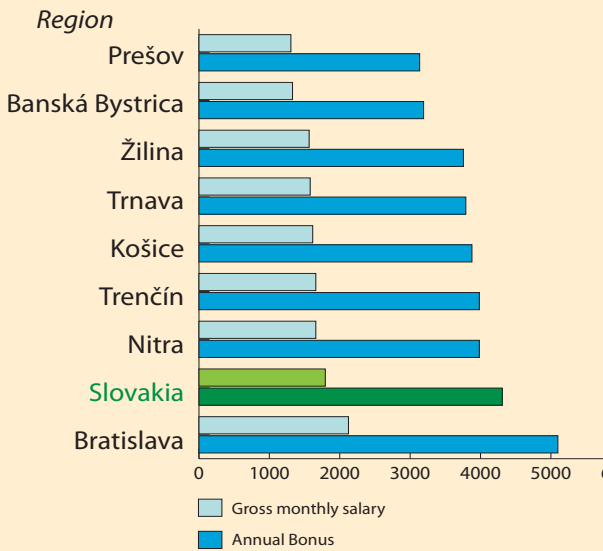
Source: PricewaterhouseCoopers: PayWell (June, 2008)

Average Lower Management Pay (Eur)



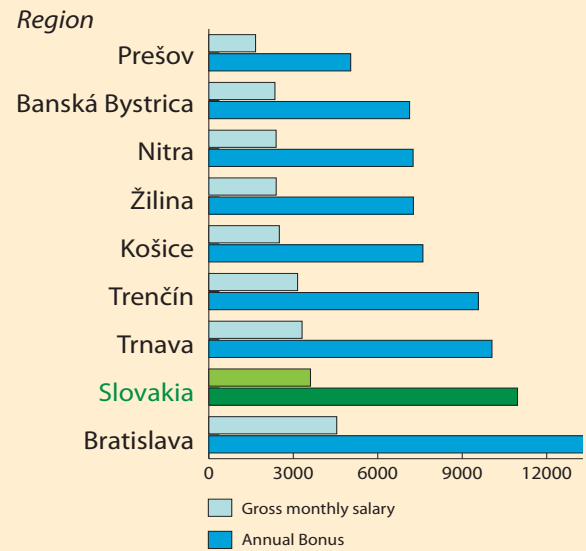
Source: PricewaterhouseCoopers: PayWell (June, 2008)

Average Mid-Level Management Pay (Eur)



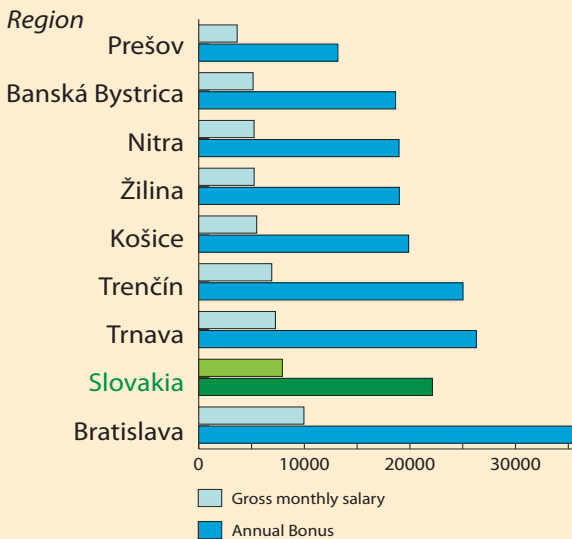
Source: PricewaterhouseCoopers: PayWell (June, 2008)

Average Upper-Level Management Pay (Eur)



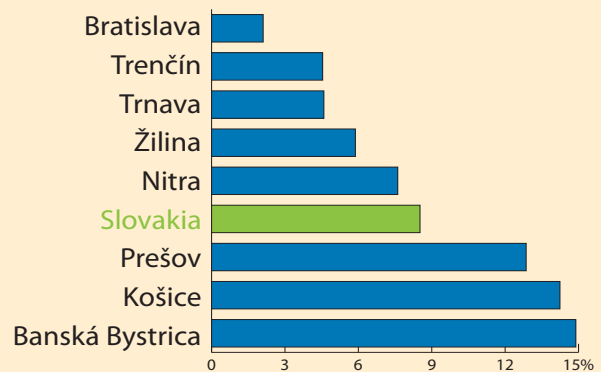
Source: PricewaterhouseCoopers: PayWell (June, 2008)

Average Top-Level Management Pay (Eur)



Source: PricewaterhouseCoopers: PayWell (June, 2008)

Unemployment Rate in Slovak Districts (%)



Source: Slovak Statistical Office (May 2008)