

## Global Automobile Production

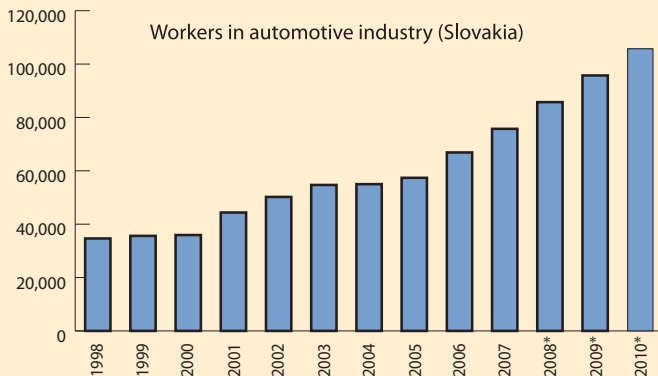
Automobiles	2007	2006	Change (%)
<b>Europe</b>	<b>22 845 449</b>	<b>21 399 289</b>	<b>6,8</b>
<b>EU (27 countries)</b>	<b>19 717 643</b>	<b>18 697 868</b>	<b>5,5</b>
- EU new members	<b>3 026 439</b>	<b>2 389 538</b>	<b>24,7</b>
Poland	784 700	714 600	9,8
Czech Republic	938 527	854 817	9,8
Slovakia	571 071	295 391	93,3
Romania	241 712	213 597	13,2
Slovenia	198 402	153 127	29,6
Hungary	292 027	190 223	53,5
- Eastern Europe	<b>2 028 392</b>	<b>1 713 641</b>	<b>18,4</b>
Russia	1 660 120	1 503 469	10,4
Ukraine	402 591	288 203	39,7
Uzbekistan	184 900	110 000	68,1
Turkey	1 099 414	987 780	11,3
USA	10 780 729	11 292 123	-4,5
Canada	2 578 238	2 571 238	0,3
Mexico	2 095 245	2 045 518	2,4
- South America	<b>3 655 001</b>	<b>3 155 642</b>	<b>15,8</b>
<b>Asia</b>	<b>30 655 981</b>	<b>28 189 508</b>	<b>8,7</b>
<b>Africa</b>	<b>542 053</b>	<b>569 529</b>	<b>-4,8</b>
<b>Total</b>	<b>73 152 696</b>	<b>69 222 975</b>	<b>5,7</b>

SOURCE: OICA

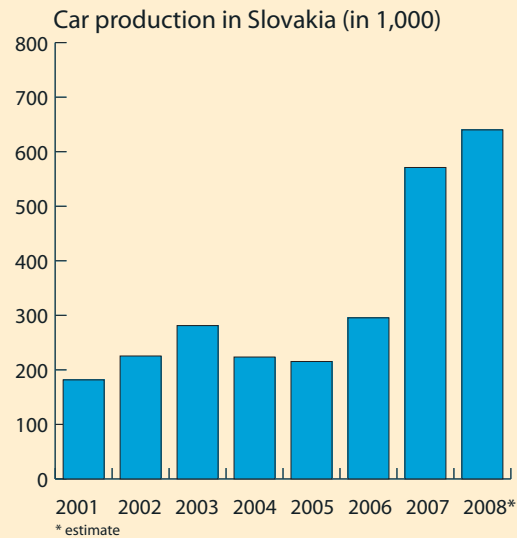
## Global Production of Automobiles (2007)

Ranking	Producer	Automobiles Total	Passenger Cars
1.	General Motors	9 349 818	6 259 520
2.	Toyota	8 534 690	7 211 474
3.	Volkswagen Group	6 267 891	5 964 004
4.	Ford	6 247 506	3 565 626
5.	Honda	3 911 814	3 868 546
6.	PSA Peugeot Citroën	3 457 385	3 024 863
7.	Nissan	3 431 398	2 650 813
8.	Fiat	2 679 451	1 990 715
9.	Renault	2 669 040	2 276 044
10.	Hyundai	2 617 725	2 292 075
11.	Suzuki	2 596 316	2 284 139
12.	Chrysler	2 538 624	754 855
13.	Daimler	2 096 977	1 335 226
14.	BMW	1 541 503	1 541 503
15.	Mitsubishi	1 411 975	1 100 528
16.	Kia	1 369 330	1 286 299
17.	Mazda	1 286 730	1 165 660
18.	Daihatsu	856 171	711 595
19.	Avtovaz	735 897	735 897
20.	FAW	690 712	690 712

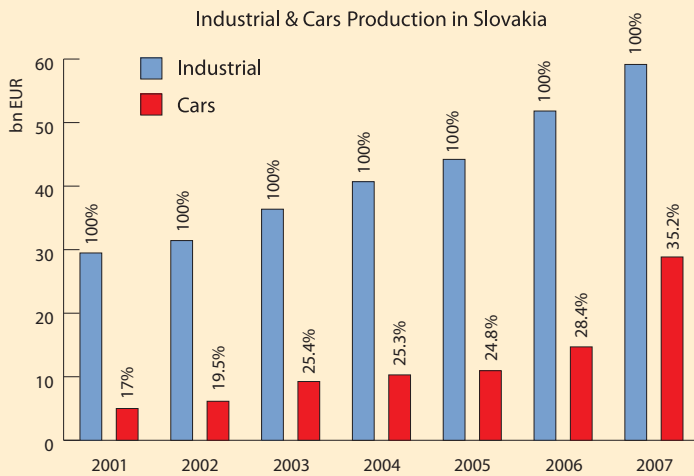
SOURCE: OICA



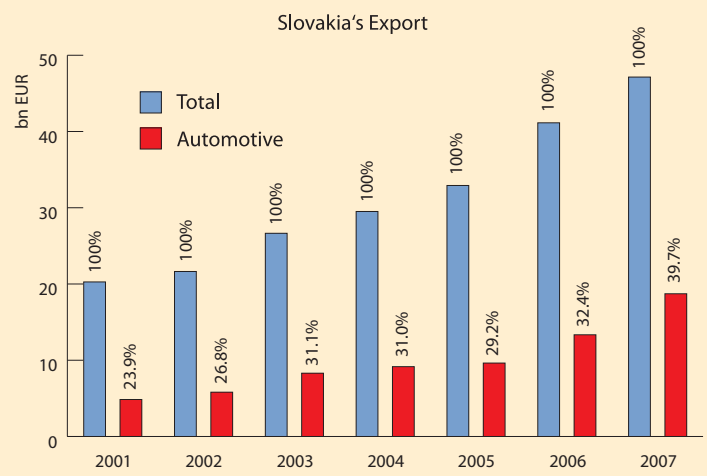
\* estimates  
Source: ZAP SR (Automotive Industry Association of the Slovak Republic).



\* estimate  
Source: ZAP SR (Automotive Industry Association of the Slovak Republic).



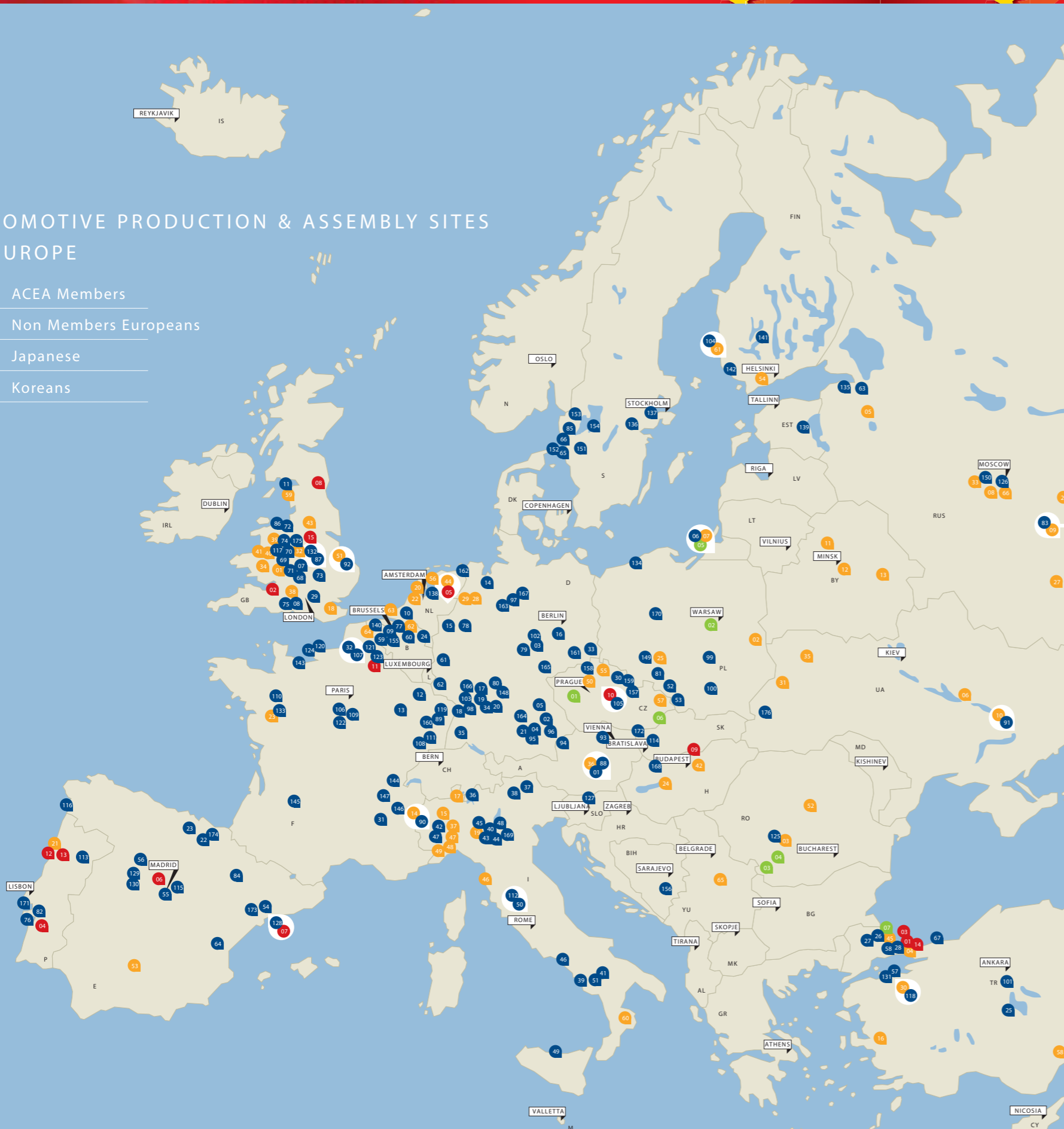
Source: ZAP SR (Automotive Industry Association of the Slovak Republic).



Source: ZAP SR (Automotive Industry Association of the Slovak Republic).

AUTOMOTIVE PRODUCTION & ASSEMBLY SITES IN EUROPE

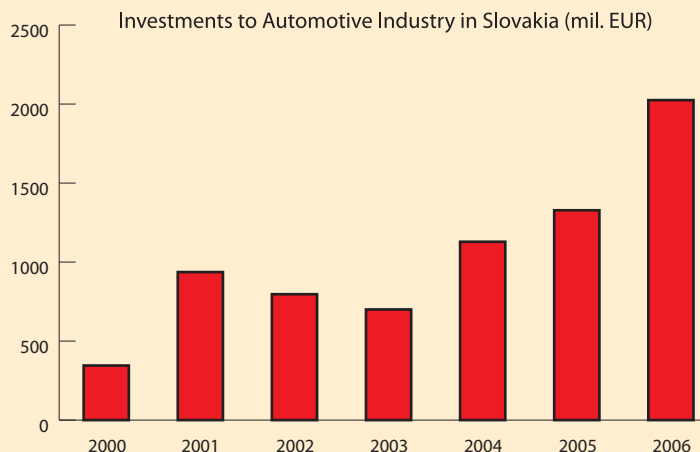
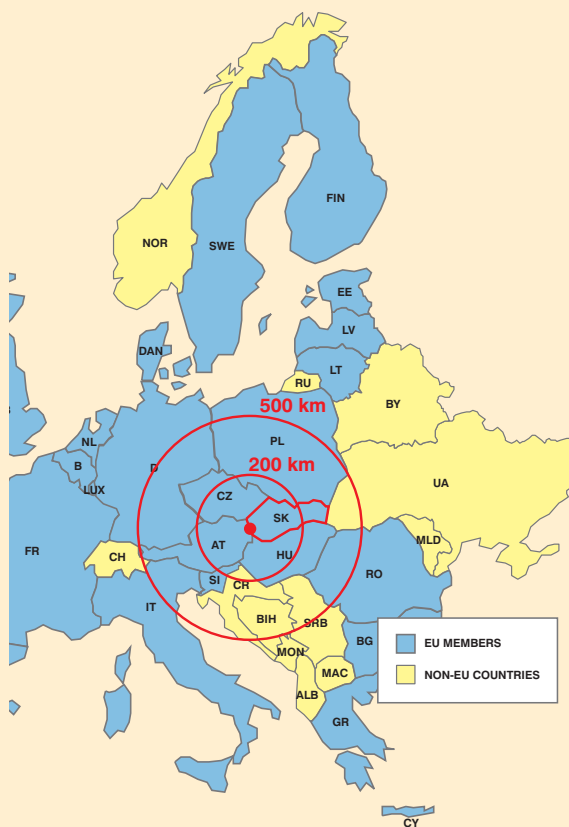
- ACEA Members
- Non Members Europeans
- Japanese
- Koreans



01	BMW				
02	Dingolfing				
03	Leipzig				
04	Munich				
05	Regensburg				
06	Kalininograd				
07	Cowley (Oxford)				
08	Goodwood				
09	Westerloo				
10	Eindhoven				
11	Leyland				
12	Hambach				
13	Ligny-en-Barrois				
14	Bremen				
15	Düsseldorf				
16	Ludwigsfelde				
17	Mannheim				
18	Rastatt				
19	Sindelfingen				
20	Ulm + Neu-Ulm				
21	Wörth				
22	Vitoria				
23	Samano				
24	Born				
25	Aksaray				
26	Davutpasa				
27	Hosdere				
28	Istanbul				
29	Woking				
30	Wyssoké Myto				
31	Annonay				
32	Hordain				
33	Görlitz				
34	Ulm				
35	Weisweil				
36	Arese (Milano)				
37	Bolzano				
38	Brescia				
39	Cassino (Frosinone)				
40	Maranello (Modena)				
41	Melfi (Potenza)				
42	Mirafiori (Torino)				
43	Modena				
44	Modena				
45	Piacenza				
46	Pomigliano d'Arco (Napoli)				
47	Rivaltà (Torino)				
48	Suzana				
49	Termini Imerese (Palermo)				
50	Val di Sangro				
51	Valle Ufita				
52	Bielsko-Biala				
53	Tychy				
54	Barcelona				
55	Madrid				
56	Valladolid				
57	Bursa				
58	Istanbul				
59	Gent				
60	Genk				
61	Köln				
62	Saarouis				
63	Vesvolozhsk				
64	Valencia - Almusafes				
65	Göteborg-Torslanda				
66	Uddevalla				
67	Kocaeli				
68	Bloxxham				
69	Browns Lane (Coventry)				
70	Castle Bromwich				
71	Gaydon				
72	Halewood				
73	Newport Pagnell				
74	Sollihull				
75	Southampton				
76	Palmeia (Setubal)				
77	Antwerp				
78	Bochum				
79	Eisenach				
80	Rüsselsheim				
81	Gilvice				
82	Azambuja				
83	Togliatti				
84	Zaragoza				
85	Trolhättan				
86	Ellesmere Port				
87	Luton IBC				
88	Graz				
89	Batilly				
90	Torino				
91	Zaporizhia				
92	Norwich				
93	Vienna				
94	Steyr				
95	München				
96	Pilsting				
97	Salzgitter				
98	Stuttgart				
99	Starachowice				
100	Tarnów				
101	Ankara				
102	Leipzig				
103	Stuttgart-Zuffenhausen				
104	Uusikaupunki-Nystand				

105	PSA PEUGEOT CITROËN				
106	Kolin				
107	Aulnay-sous-Bois				
108	Hordain				
109	Mulhouse				
110	Poissy				
111	Rennes				
112	Sochaux				
113	Val di Sangro				
114	Mangualdea				
115	Trnava				
116	Madrid				
117	Vigo				
118	Ryton				
119	Bursa				
120	Batilly (Nancy)				
121	Dieppe				
122	Douai				
123	Flins				
124	Maubeuge				
125	Sandouville				
126	Pitești-Colibasi				
127	Moscow				
128	Novo Mesto				
129	Barcelona				
130	Palencia				
131	Valladolid				
132	Bursa				
133	Luton IBC				
134	Angers				
135	Slupsk				
136	St-Petersburg				
137	Katrineholm				
138	Coventry				
139	Södertälje				
140	Zwolle				
141	Tartu				
142	Gent				
143	Tampere				
144	Turku				
145	Blainville-sur-Orne				
146	Bourg-en-Bresse				
147	Limoges				
148	Vénissieux				
149	St-Priest				
150	Heilbronn				
151	Zelenograd				
152	Borås				
153	Göteborg				
154	Säffe				
155	Skövde				
156	Forest (Brussels)				
157	Sarajevo				
158	Kvasiny				
159	Mlada Boleslav				
160	Vrchlabi				
161	Molsheim				
162	Dresden				
163	Hannover				
164	Ingolstadt				
165	Köln				
166	Neckarsulm				
167	Wolfsburg				
168	Győr				
169	Sant'Agata Bolognese				
170	Poznan				
171	Palmeia (Setubal)				
172	Bratislava				
173	Martorell				
174	Bratysłava				
175	Martorell				
176	Crewe (Cheshire)				
177	Salomonovo				
178	Salomonovo				
179	Salomonovo				
180	Salomonovo				
181	Salomonovo				
182	Salomonovo				
183	Salomonovo				
184	Salomonovo				
185	Salomonovo				
186	Salomonovo				
187	Salomonovo				
188	Salomonovo				
189	Salomonovo				
190	Salomonovo				
191	Salomonovo				
192	Salomonovo				
193	Salomonovo				
194	Salomonovo				
195	Salomonovo				
196	Salomonovo				
197	Salomonovo				
198	Salomonovo				
199	Salomonovo				
200	Salomonovo				
201	Salomonovo				
202	Salomonovo				
203	Salomonovo				
204	Salomonovo				
205	Salomonovo				
206	Salomonovo				
207	Salomonovo				
208	Salomonovo				
209	Salomonovo				
210	Salomonovo				
211	Salomonovo				
212	Salomonovo				
213	Salomonovo				
214	Salomonovo				
215	Salomonovo				
216	Salomonovo				
217	Salomonovo				
218	Salomonovo				
219	Salomonovo				
220	Salomonovo				
221	Salomonovo				
222	Salomonovo				
223	Salomonovo				
224	Salomonovo				
225	Salomonovo				
226	Salomonovo				
227	Salomonovo				
228	Salomonovo				
229	Salomonovo				
230	Salomonovo				
231	Salomonovo				
232	Salomonovo				
233	Salomonovo				
234	Salomonovo				
235	Salomonovo				
236	Salomonovo				
237	Salomonovo				
238	Salomonovo				
239	Salomonovo				
240	Salomonovo				
241	Salomonovo				
242	Salomonovo				
243	Salomonovo				
244	Salomonovo				
245	Salomonovo				
246	Salomonovo				
247	Salomonovo				
248	Salomonovo				
249	Salomonovo				
250	Salomonovo				

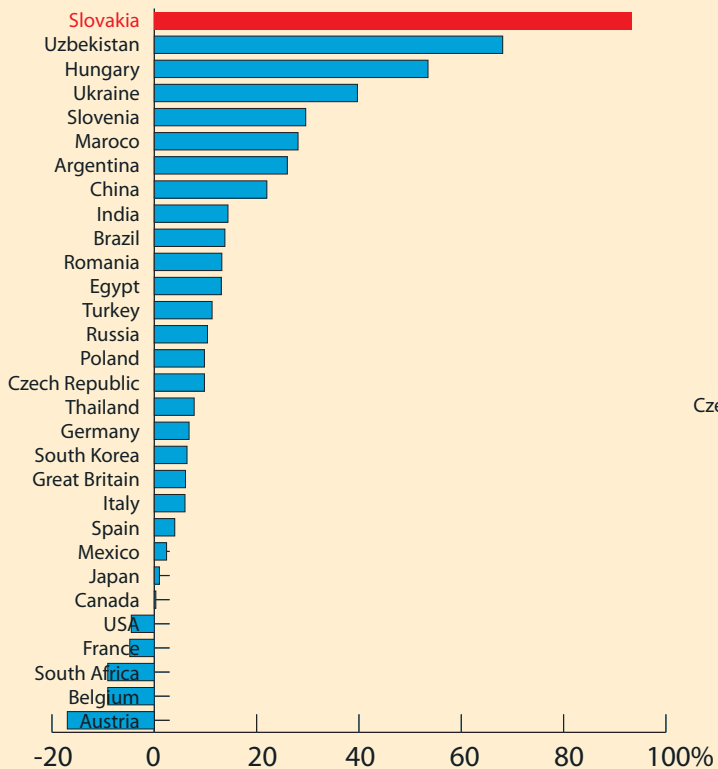
23	GRUPE HEULIEZ				
24	IKARUS				
25	JELCZ				
26	Wroclaw				
27	JSC UAZ				
28	Ulyanovsk				
29	KAMAZ				
30	Naberezhnye Chelny				
31	KARMANN				
32	Osabrück				
33	Rheine				
34	KARSAN				
35	Bursa				
36	LAZ				
37	Lvov				
38	LDV				
39	Common Lane				
40	LIAZ				
41	Moscow				
42	LONDON TAXIS INTERNATIONAL				
43	Coventry				
44	LUAZ				
45	Lutsk				
46	MAGNA STEYR				
47	Graz				
48	MAGGIORA				
49	Chivasso (Torino)				
50	MAYFLOWER				
51	Gullford				
52	METROCAR				
53	Tamworth (Staffordshire)				
54	MG ROVER HOLDINGS				
55	Longbridge (Birmingham)				
56	MORGAN				
57	Malvern Link				
58	MAFI				
59	Budapest + Kaposvár				
60	Leeds + Rotherham				
61	NEDCAR				
62	Born				
63	OTOKAR				
64	Avitye (Istanbul)				
65	PIAGGIO				
66	Pontedera (Pisa)				
67	PININFARINA				
68	San Giorgio Canavese				
69	Bairo Canavese				
70	Grugliasco				
71	PRAGA				
72	Caslav				
73	PROTON				
74	Norwich				
75	ROMAN				
76	Brasov				
77	SANTANA MOTOR				
78	Linares				
79	SISU TRUCKS				
80	Karjaa				
81	SOR				
82	Libchav				
83	SPYKER				
84	Zeeuwoide				
85	TATRA				
86	Koprivnice				
87	EMISA				
88	Hannover				
89	Adana				
90	TVR				
91	Blackpool				
92	UAZ EUROPA				
93	Cutro				
94	VALMET				
95	Sant'Agata Bolognese				



Source: ZAP SR (Automotive Industry Association of the Slovak Republic).



Total car production (percentage change 2006/2007)



Source: OICA

Total car production in selected countries (2007)

